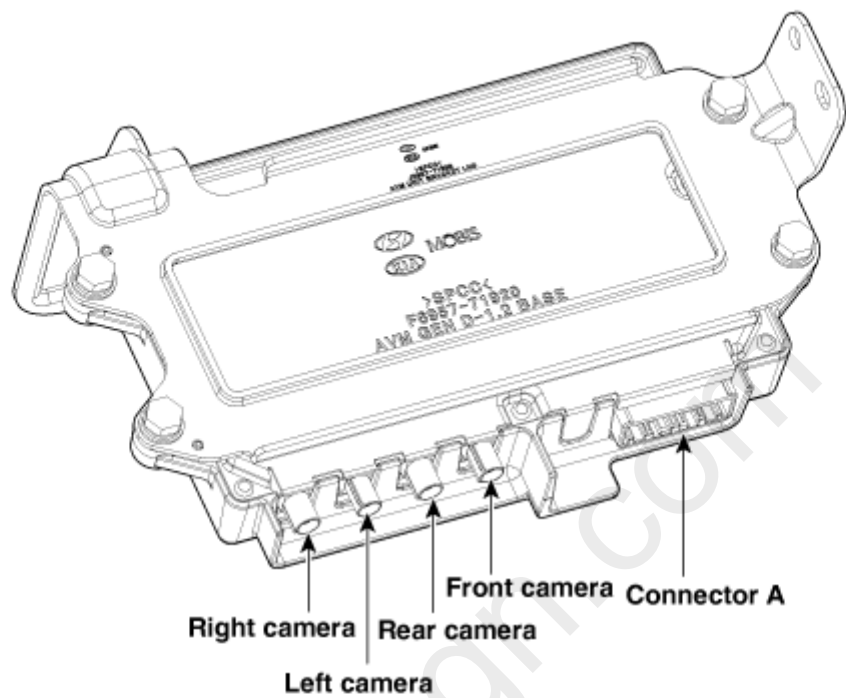
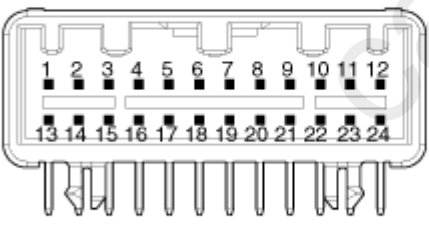
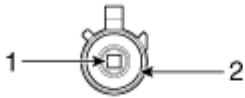
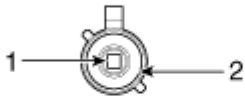
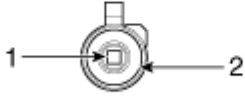



Please rate this document after reviewing at the bottom of this page.

COMPONENTS



Connector A	No.	Description	No.	Description
	1	ACC	13	IGN2
	2	AVM Switch (LED Indicator)	14	AVM Switch
	3	Ground	15	-
	4	AVM Video (Y Shield)	16	AVM Video (C Shield)
	5	-	17	-
	6	C-CAN (Low)	18	C-CAN (High)
	7	AVM Video (Y Ground)	19	AVM Video (C Ground)
	8	AVM Video (Y)	20	AVM Video (C)
	9	Front camera_video (+)	21	Front camera_video (-)
	10	Rear camera_video (+)	22	Rear camera_video (-)
	11	Left side camera_video (+)	23	Left side camera_video (-)
	12	Right side camera_video (+)	24	Right side camera_video (-)

Front camera (White)	No.	Description	No.	Description
	1	Camera video input	2	Camera video ground
Rear camera (Blue)	No.	Description	No.	Description
	1	Camera video input	2	Camera video ground
Left camera (Green)	No.	Description	No.	Description
	1	Camera video input	2	Camera video ground
Right camera (Brown)	No.	Description	No.	Description
	1	Camera video input	2	Camera video ground

* Thanks for your cooperation for the more quality. Please surely rate this document before closing.